

DURMA



Head Quarter & Ataevler

Durmazlar has aimed continous development since 1956

Owes one of the world's most contemporary production plants in the production technology business .3 different plants oriented to different product families, 1000 dedicated employees and 150.000 m2 footprint.

In order to offer solution according to clients' needs and enriching the quantity and quality of its own patent rights; long experienced Engineering Department transformed to Durma Research & Develepment Center has opened in the year 2010. Designed and engineered with modern technics; its products are equipped with proven quality components to precisely fulfill your requirements. We serve " accuracy, speed, flexibility, durability, reliability and advanced technology" with high performance/price ratio.Worldwide Durma distributors and technical support network assures perfect support to our clients.

With its 55 years of experience, its product quality, innovative solutions Durma gives importance and cares you with proactive approach. We thank all our clients to hold us at the top segment of the world brands.



Laser Factory



Başköy Factory

Durma Press Brakes

Durma press brakes guarantee precision, low maintenance costs, low operating cost, and longterm reliability . These features along with large investments in modern manufacturing equipment have made Durma the largest volume press brake producer in the world.

All Durma press brakes are produced with modern design technology and incorporate rigid stress relieved frames to increase your productivity with accurate part production. Demanding applications are easily achieved.

A broad offering of sizes and features satisfy nearly all economical requirements.

AD-R Series

Real Innovation

Value oriented press brakes with large strokes, daylight, and gaps to allow cost effective production of simple to complex large shaped that require large dimensions for handling and removal. A simple to use control reduces the required operator level.



AD-S Series


Superior

Unlimited possibilities and features providing faster and quicker setups and part production. Large daylight opening and working areas
Outboard mounted long ram guides provide stability while allowing full length between the frame acute angle bending
Stable and fast ac servo motor driven backgauge system
3D Graphical Controller and Offline Software
Automatic table crowning
Automatic sheet following systems



AD SERVO Series

Eco-friendly press brake for clean energy saving operations.
Lower cost, Energy Efficient, Accurate ,Speed and Quiet .



FBS Flexible Bending Solutions

Durma's advanced technology in the bending of large format parts has; for the automated and reduced labor bending of large sheet and plate parts. diversified uses in the different industries while avoiding long, expensive welding operations which even takes the risk of material stability.

Reduced material handling

- Compensation for high spring-back sheets
 - Reduced setup times by automated loading and unloading
 - Increased employee safety
 - On higher tonnage press brakes Durma utilizes a unique "box construction" which provides the most stable machine frame in the industry.
- Durma provides the latest technology in "large format" bending and automation.



AD-R SERIES



- *Real Innovation*
- *Combination of Performance, Value and Simplicity*
- *Best performance/price ratio CNC press brake of the world*
- *Easy to use CNC controller*
- *Specially designed control unit and software serve you simplicity and lean operations even for inexperienced operators.*
- *Perfect bending results , easy input the angle and operate the machine*
- *Introduction to Durma Press Brakes*
- *Robust construction,Same solid foundation of all Durma Press Brakes*
- *Working with AD-R's all range easy and comfortable in all respects.Large daylight opening and large space enables the machine to be put to optimum use along its entire working length.*
- *Designed and manufactured to meet the challenge of " Cost down" manufacturing culture*
- *Provides standardly 3 axis Y1 Y2 X and R manually adjustable.*

FEATURES




Top beam guiding

Double guides are long and accurate for easy sliding of top beam



High Stroke - Daylight - Throat High working space

AD-R machines offers wide spaces for ease of operation also reduces cycle times.



Back Gauge

X axis motorized CNC controlled
R axis manually height adjustable finger block

Fingers` depth is calculated by CNC controller and executes X axis. Retraction is also a standard feature to acquire accurate parts. Back gauge fingers are easily adjusted on linear guides by ball integrated motion system.



Sliding Front Arms


Quickset support arms are mounted on a linear guide way and ball bearing system that allows "finger tip" lateral adjustment of the front support arms. Vertically adjustment is also easily achieved.

Tool Holders



Euro style Multi-V

Euro style tool holders offers precise tool setup by their ground surfaces.



Quick Release Clamping



Safety Systems for CE Countries

AD-R can be fully comply with European CE regulations. System respects to the latest CE regulations by its laser protection, guards and hydraulics and electronics safety protects operators and the machine itself.



CNC Control Units



Durma CNC Easy Bend

- More effective and basic control than conventional press brakes
- 5 minutes training time
- More productive than conventional press brakes
- More profitable than conventional press brakes
- Less maintenance than conventional press brakes
- Simplified screen with less keys
- Easy to operate
- No program required
- Easy to follow bending steps
- Punch and Die in memory
- Correction possibility
- USB interface
- Easy upgrade possibility to programmable CNC Advantage control unit



Durma CNC Advantage

- 2D graphic display (7,4") & work piece in programming page
- Easy bend function
- Automatic bending sequence
- Part calculation
- Safety guard PLC communication
- Offline software (programming and edit features)
- Motorized crowning
- Diagnose of I/O
- Tandem working
- USB interface for backup and restore programs/tools/parameters
- Maintenance- free
- 85 programs (up to 12 steps each program); 12x85 = 1020 step
- 32 Punches & Dies
- Programs, Punches, Dies and Parameters can be copied using USB Disk or Off-Line software.
- Wide language options
- Easy upgrade possibility to color graphic control unit



DNC 880s - CNC 2D

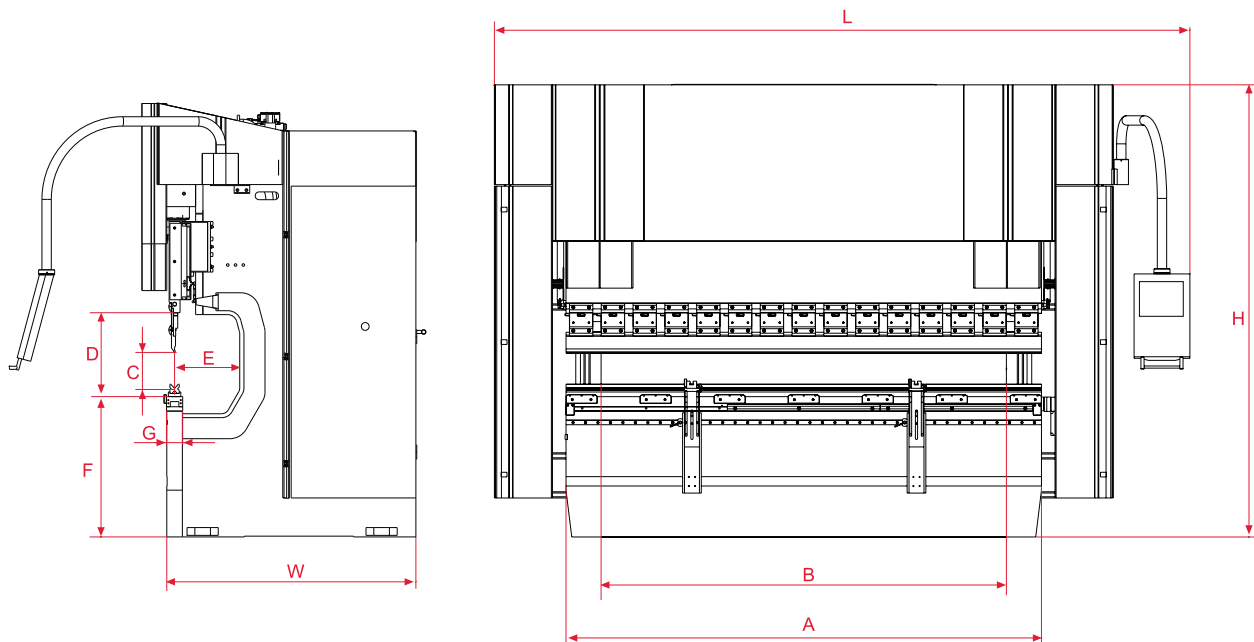
The DNC 880S numerical control is intended specifically for sheet-metal bending.

According to the software installed, it will be used on synchronized or conventional press brakes with mechanical or hydraulic end stops.

The Dnc 880S is a high performance, competitively priced product in a compact and slim design.

- 10" TFT color screen
- Graphic 2D display and multi-simulation capability.
- Windows XPe for multitasking and file management .
- Connection to external devices through USB port for software updating and data backup.
- Over 20 languages available.

AD-R Series		Unit	1240	2040	2060	25100	30100	30135	30175	30220
Bending force		ton	40	40	60	100	100	135	175	220
Bending length	(A)	mm	1250	2050	2050	2550	3050	3050	3050	3050
Distance between columns	(B)	mm	1050	1650	1700	2200	2600	2600	2600	2600
Y Rapid speed		mm/sec	75	75	200	180	180	160	120	120
Y Working speed		mm/sec	9	9	10	10	10	10	10	10
Y Return speed		mm/sec	50	50	120	120	120	120	100	100
Daylight	(D)	mm	370	370	530	530	530	530	530	530
Table width	(G)	mm	104	104	104	104	104	104	104	104
Table height	(F)	mm	828	828	900	900	900	900	900	900
Stroke	(C)	mm	160	160	265	265	265	265	265	265
Throat depth	(E)	mm	350	350	410	410	410	410	410	410
Support arms		amount	2	2	2	2	2	2	2	2
Back gauge finger blocks		amount	2	2	2	2	2	2	2	2
Speed of travel in X-axis		mm/sec	250	250	250	250	250	250	250	250
Travel in X-axis		mm	430	430	430	650	650	650	650	650
Motor power		kw	4	4	7.5	11	11	15	18.5	22
Oiltank capacity		lt	60	60	100	100	100	150	250	250
Length	(L)	mm	2100	2400	3300	3800	4200	4200	4350	4250
Width	(W)	mm	1250	1250	1650	1670	1670	1680	1700	1770
Height	(H)	mm	2400	2400	2750	2750	2750	2750	2750	2900
Weight approx		kg	3200	4060	6100	8650	9250	10250	11250	12250



30320	37175	37220	40175	40220	40320	40400	60220	60320	60400
320	175	220	175	220	320	400	220	320	400
3050	3700	3700	4050	4050	4050	4050	6050	6050	6050
2600	3100	3100	3600	3600	3600	3400	5100	5100	5100
100	120	120	120	120	100	100	100	100	100
10	10	10	10	10	10	8	10	10	8
100	100	100	100	100	100	80	100	100	80
630	530	530	530	530	630	630	530	630	630
154	104	104	104	104	154	154	154	154	154
900	900	900	900	900	900	1040	1100	1100	1220
365	265	265	265	265	365	365	265	365	365
410	410	410	410	410	410	510	410	410	510
2	2	2	2	2	2	2	4	4	4
2	2	2	2	2	2	2	4	4	4
250	250	250	250	250	250	250	250	250	250
650	650	650	650	650	650	750	750	750	750
37	18.5	22	18.5	22	37	37	22	37	37
250	250	250	250	250	250	450	250	250	500
4300	4950	4950	5250	5250	5300	5750	7500	7500	7500
1820	1700	1770	1700	1770	1910	2110	1770	1910	2110
3230	2900	2900	2750	2900	3230	3540	3250	3450	3710
17250	17250	14100	12850	14750	20750	26750	20590	28250	35750

STANDARD EQUIPMENTS

Y1, Y2, X - 3 Axes

Control Unit - CNC Easy

Back gauge - motorised & linear guide & ball bearing system

Back gauge fingers - height adjustable

European Clamping system

Sliding sheet support Arms with T-Canal and Tilting stop

CNC controlled motorized Crowning (only on 6meters)

Special designed - worldclass hydraulics blocks & valves

Worldclass electronics system

OPTIONAL EQUIPMENTS

Control Unit - CNC Advantage Series - 2D Graphic & Offline Software

Control Unit - CNC DU 6000

Control Unit - CNC DNC 880S - 2D Colour Graphic

Control Unit - CNC DELEM DA 56 - 2D Colour Graphic

CE with Manual F.AKAS II M -FPSC-B-C + Safety covers with switch

CE with SICK C 4000- only for tandem + steel protection covers

DFS1 Laser Finger protection (for Bottom Beam-Non CE)

Top tool European (One of them is segmented)

Bottom tool European (One of them is segmented)

Bottom tool Durma

Quick Release Clamping

Manual Crowning

CNC controlled motorized Crowning

Back gauge 1000 mm - Back protection with Light barrier

Oil Coolant

Additional Finger blocks & Sliding front arms

Overseas special packaging

For more options please contact us.